








ICF Pardubice - Bike-Jöring - results

Category: 13 Bike-Jöring Master Men I / Vétérans I Hommes

Index	Number	First name	Last name	Country		Team	Round 1	Round 2	Total time	Gap
1	195	Patrick	Schütz	SUI		Runa	9:06.65	8:54.55	18:01.20	0.00
2	190	Radosław	Jokiel	POL		Lucinda	9:01.73	9:00.57	18:02.30	1.10
3	200	Jaroslav	Bánoci	SVK		Sonic	9:12.58	9:11.21	18:23.79	22.59
4	193	Marcel	Gual Andujar	ESP		Fellow	9:21.02	9:13.93	18:34.95	33.75
5	185	Philippe	Fauguel	SUI		Pearl	9:22.99	9:17.74	18:40.73	39.53
6	194	Johan	Palmér	SWE		Harry	9:31.16	9:19.53	18:50.69	49.49
7	186	Roman	Zwettler	CZE		Waffle	9:34.44	9:20.20	18:54.64	53.44
8	191	Igor	Tracz	POL			9:35.39	9:26.90	19:02.29	1:01.09
9	210	Felix	Övermann	GER		Theo	9:36.44	9:27.73	19:04.17	1:02.97
10	198	Lorenzo	Tura	ITA		Fly In To The Darkness	9:34.14	9:37.31	19:11.45	1:10.25
11	196	Alexandr	Nosek	CZE		Loki	9:39.86	9:37.32	19:17.18	1:15.98
12	187	Mattia	Fognani	ITA		Nikita	9:41.47	9:37.33	19:18.80	1:17.60
13	223	Tobias	Kingfeldt	SWE		Susa	9:44.33	9:40.76	19:25.09	1:23.89
14	199	Miroslaw	Banaś	POL		Chilli	9:44.64	9:40.48	19:25.12	1:23.92
15	202	Jovan	Bozovic	SRB		Fen	9:44.19	9:46.50	19:30.69	1:29.49
16	221	Tony	Elggren	SWE		Ida	9:57.10	9:34.91	19:32.01	1:30.81
17	192	Daniel	Artero Vila	ESP		Arrow	9:50.58	9:43.21	19:33.79	1:32.59
18	213	Richard	Commanay	FRA		Ocho	9:59.53	9:47.22	19:46.75	1:45.55
19	214	Raffaele	Luongo	ITA		Camaro	9:53.84	9:52.92	19:46.76	1:45.56
20	222	Ramon	Forcada Deordal	ESP		Bora	10:08.91	9:42.32	19:51.23	1:50.03
21	197	Guélor	Collet	FRA		Onix	10:03.00	10:02.11	20:05.11	2:03.91
22	201	Patrik	Zupanič	SLO		Ragnat	10:10.30	9:59.05	20:09.35	2:08.15
23	220	Antonio	Cuadra Rodríguez	ESP		Kayra	10:13.37	9:57.76	20:11.13	2:09.93
24	206	Bavo	Vandevelde	BEL		Atze	10:15.09	10:02.36	20:17.45	2:16.25
25	209	Laurence	Dove	GBR		Indie	10:08.81	10:15.49	20:24.30	2:23.10
26	225	Kristof	Verdoodt	BEL		Seef	10:13.08	10:16.09	20:29.17	2:27.97
27	207	Kamil	Sobotka	CZE		Roxy	10:24.24	10:13.67	20:37.91	2:36.71
28	219	Peter	Wening	GER		Zorro	10:24.10	10:20.06	20:44.16	2:42.96
29	205	Geoffrey	Leyon	BEL		Rumba	10:29.97	10:17.01	20:46.98	2:45.78
30	217	Wojciech	Kamiński	POL		Jinx	10:45.70	10:14.77	21:00.47	2:59.27
31	215	József	Zsíros	HUN		Iowa	10:47.79	10:21.43	21:09.22	3:08.02

Index	Number	First name	Last name	Country		Team	Round 1	Round 2	Total time	Gap
32	211	Chris	Smart	GBR		Chilli	10:37.14	10:39.17	21:16.31	3:15.11
33	208	Thomas	Skibelund	DEN		Nick	10:41.33	10:53.04	21:34.37	3:33.17
34	216	Heiko	Gumpert	GER		Titan	10:17.10	11:32.15	21:49.25	3:48.05
35	212	Mikko	Turku	FIN		Sukka	10:49.22	11:13.05	22:02.27	4:01.07
36	224	Patrick	Pestoni	SUI		Eiger	10:57.22	11:13.61	22:10.83	4:09.63
37	231	Sergi	Subirana Chaves	ESP		Boo	11:48.12	11:34.43	23:22.55	5:21.35
38	229	Sean	Moore	IRL		Blu	11:53.77	11:53.95	23:47.72	5:46.52
39	203	Domenec	Peret Maroto	ESP		Daina	11:47.87	12:05.13	23:53.00	5:51.80
40	228	Darren	Tonks	GBR		Oban	12:02.51	11:51.71	23:54.22	5:53.02
41	227	Hubert	Grajczak	POL		Kuzo	12:31.81	11:40.49	24:12.30	6:11.10
42	230	Dariusz	Szukała	POL		Shelby	12:19.22	12:00.99	24:20.21	6:19.01
43	226	Steffen	Juul	DEN		Waya	12:01.10	12:19.95	24:21.05	6:19.85
DNF	188	Kryštof	Spilka	CZE		Sonny	9:05.16			





Category: 14 Bike-Jöring Master Women I / Vétérans I Dames

Index	Number	First name	Last name	Country		Team	Round 1	Round 2	Total time	Gap
1	239	Ursula	Zagler	AUT		Jersey	9:32.89	9:27.05	18:59.94	0.00
2	233	Ilona	Erlebachová	CZE		Eclips	9:33.76	9:29.51	19:03.27	3.33
3	232	Aurélie	Nordmann	FRA		Heaven	9:37.29	9:30.71	19:08.00	8.06
4	236	Vickie	Pullin	GBR		Copa	9:41.93	9:40.91	19:22.84	22.90
5	238	Agnieszka	Rychwalska	POL		Karmel	9:44.95	9:43.85	19:28.80	28.86
6	240	Lali	Masriera Arnau	ESP		Sparky	9:47.53	9:41.56	19:29.09	29.15
7	234	Pavla	Hrničková	CZE		Rosinka	9:46.68	9:48.95	19:35.63	35.69
8	250	Sabine	Karl	GER		Peppa	9:51.83	9:48.01	19:39.84	39.90
9	251	Christina	Pickel	GER		Spike	10:16.38	9:37.80	19:54.18	54.24
10	247	Giovanna	Zoppi	ITA		Birra	9:59.64	9:56.26	19:55.90	55.96
11	243	Elke	Frix	BEL		Look	10:00.92	9:58.86	19:59.78	59.84
12	245	Linda	Suchá	CZE		Cak	10:06.34	9:58.51	20:04.85	1:04.91
13	255	Melanie	Bär	SUI		Flax	10:04.63	10:03.28	20:07.91	1:07.97
14	261	Kathy	Van Craen	BEL		Rey	10:04.91	10:07.89	20:12.80	1:12.86
15	256	Jiřina	Heroudková	CZE		Dunčo	10:11.11	10:02.48	20:13.59	1:13.65
16	242	Stephanie	Fischhaber	GER		Luke	10:20.94	10:01.27	20:22.21	1:22.27
17	249	Agne	Budziute	LTU		Cosmo	10:19.48	10:02.87	20:22.35	1:22.41
18	237	Marjolein	Bil	NED		Kima	10:14.02	10:11.27	20:25.29	1:25.35
19	258	Lisa	Baker	GBR		Bea	10:23.29	10:16.57	20:39.86	1:39.92
20	246	Anne	Fulleringer	FRA		Caos	10:30.36	10:11.39	20:41.75	1:41.81
21	257	Bex	Cleary	GBR		Beets	10:31.57	10:27.26	20:58.83	1:58.89
22	263	Florence	Wins	BEL		Yuzu	10:37.07	10:22.76	20:59.83	1:59.89
23	264	Martina	Holanová	CZE		Marvel	10:33.54	10:29.25	21:02.79	2:02.85
24	244	Lenka	Klímová	CZE		Accio	10:30.99	10:40.91	21:11.90	2:11.96
25	252	Laura	Cuatrecases	ESP		Neizan	10:53.33	10:40.76	21:34.09	2:34.15
26	235	Nuša	Schumet	SLO		Ellie	11:06.35	10:58.22	22:04.57	3:04.63
27	270	Itxaso	Erauskin	ESP		Mako	11:40.19	10:26.86	22:07.05	3:07.11
28	266	Non	Davies	GBR		Rubix	11:18.03	10:49.66	22:07.69	3:07.75
29	241	Genevieve	Baril	CAN		Miles	11:07.43	11:02.90	22:10.33	3:10.39
30	262	Ellen	Van Loy	BEL		Heda	11:05.70	11:26.05	22:31.75	3:31.81
31	265	Katrine	Bang Øxenholdt	DEN		Jaskier	11:46.97	11:16.80	23:03.77	4:03.83
32	271	Carolin	Diehl	GER		Kaya	11:49.70	11:41.64	23:31.34	4:31.40
33	259	Heidi	Liimatainen	FIN		Termagant'S Elemental	11:50.00	11:45.97	23:35.97	4:36.03

Index	Number	First name	Last name	Country		Team	Round 1	Round 2	Total time	Gap
34	269	Veronika	Kosáčová	SVK		Brutus Symmetra	12:04.43	11:50.99	23:55.42	4:55.48
35	268	Bettina	Thiel	AUT		Jazz	12:25.51	12:11.34	24:36.85	5:36.91

Category: 15 Bike-Jöring Master Men II / Vétérans II Hommes

Index	Number	First name	Last name	Country		Team	Round 1	Round 2	Total time	Gap
1	272	Losu	Varona	ESP		Itzal	9:19.87	9:12.68	18:32.55	0.00
2	289	Claes	Rehn	DEN		Flydogs Swea	9:32.97	9:24.28	18:57.25	24.70
3	275	Dirk	Beullens	BEL		Lizz	9:28.73	9:36.42	19:05.15	32.60
4	286	Bjarne	Rickardsson	SWE		Orkan	9:38.41	9:34.76	19:13.17	40.62
5	287	Dominik	Crettenand	SUI		Kely	9:42.84	9:35.24	19:18.08	45.53
6	304	Michal	Ivančo	SVK		Haki	9:45.68	9:36.94	19:22.62	50.07
7	281	Fabrizio	Gallino	ITA		Vlad	9:50.27	9:42.43	19:32.70	1:00.15
8	276	Jan	Matoušek	CZE		Lap	10:07.00	9:39.77	19:46.77	1:14.22
9	279	Rob	De Bruin	NED		Tag	9:58.78	9:51.81	19:50.59	1:18.04
10	301	Helmut	Perner	GER		Fibi	10:01.84	9:58.67	20:00.51	1:27.96
11	283	Jakub	Dalke	POL		Kora	10:03.54	9:58.29	20:01.83	1:29.28
12	277	Philippe	Wery	BEL		Viyo	10:06.77	9:56.91	20:03.68	1:31.13
13	273	Pierre	Loos	FRA		Falcko	10:07.76	9:57.00	20:04.76	1:32.21
14	274	Massimo	Della Giovampaola	ITA		Siara	9:58.18	10:07.00	20:05.18	1:32.63
15	300	Andreas	Eckholt	GER		Desmo	10:17.26	10:09.24	20:26.50	1:53.95
16	278	Mika	Vänni	FIN		Top Dogz Odin	10:14.49	10:13.06	20:27.55	1:55.00
17	293	Patrick	Wirz	SUI		Rooster	10:19.68	10:08.47	20:28.15	1:55.60
18	282	Daniel	Lusignan	CAN		Pegase	10:15.13	10:19.97	20:35.10	2:02.55
19	288	Libor	Šafránek	CZE		Jethro	10:21.11	10:18.21	20:39.32	2:06.77
20	291	Filippo	Piccinini	ITA		Xena	10:31.12	10:33.59	21:04.71	2:32.16
21	285	Marcos	Otero Ledo	ESP		Tracker	10:48.13	10:30.65	21:18.78	2:46.23
22	284	Edvard	Schumet	SLO		Lolita	10:36.50	10:42.47	21:18.97	2:46.42
23	295	Werner	Fischhaber	GER		Woodstock	10:46.17	10:36.92	21:23.09	2:50.54
24	305	Eddy	Buelens	BEL		Django	10:35.00	10:49.26	21:24.26	2:51.71
25	294	Thierry	Charmillot	SUI		Bernal	10:49.77	10:41.90	21:31.67	2:59.12
26	303	Štefan	Šterk	SVK		Ilvy	10:51.11	10:46.61	21:37.72	3:05.17
27	308	Gyula	Fehér	HUN		Woody	11:00.64	10:45.50	21:46.14	3:13.59
28	296	Jan	Antoš	CZE		Hooky	11:00.65	10:53.55	21:54.20	3:21.65
29	309	Michael	Diehl	GER		Yva	11:04.03	11:00.88	22:04.91	3:32.36
30	299	Matthias	Schmöger	GER		Carlo	11:13.85	11:03.95	22:17.80	3:45.25
31	310	Francisco Javier	Moré Masip	ESP		Eder	11:22.46	11:10.90	22:33.36	4:00.81
32	302	Kai	Diegeler	GER		Nola	11:18.99	11:23.23	22:42.22	4:09.67
33	298	Pasi	Laamanen	FIN		Sumutar Yön	11:52.56	12:06.56	23:59.12	5:26.57

Index	Number	First name	Last name	Country	Team	Round 1	Round 2	Total time	Gap
					 Redbull				
34	306	Marc	Leonard	BEL 	Woody	12:44.71	12:16.88	25:01.59	6:29.04
35	280	Ard	Van Dijk	NED 	Fire	14:08.46	11:48.91	25:57.37	7:24.82
36	307	Peter	Wagemans	BEL 	Flo	15:41.45	15:02.97	30:44.42	12:11.87

Category: 16 Bike-Jöring Master Women II / Vétérans II Dames

Index	Number	First name	Last name	Country		Team	Round 1	Round 2	Total time	Gap
1	316	Jessica	Gommers	NED		Liv	9:56.08	9:50.35	19:46.43	0.00
2	314	Hilde	Mertens	BEL		Spike	10:04.58	9:56.38	20:00.96	14.53
3	311	Franziska	Deschamps	SUI		Thor	10:11.78	10:01.97	20:13.75	27.32
4	317	Tanja	Jäger	GER		Hunter	10:13.32	10:09.25	20:22.57	36.14
5	320	Mel	Sheehan	GBR		Freddie	10:31.72	10:01.79	20:33.51	47.08
6	313	Petra	Bergauer	AUT		Rio Negro	10:35.42	10:29.53	21:04.95	1:18.52
7	323	Pauline	Zwaan	NED		Seven	10:52.09	10:37.63	21:29.72	1:43.29
8	332	Barbara	Vojnic	AUT		Finnmark	10:55.58	10:37.12	21:32.70	1:46.27
9	336	Nathalie	Van Laecken	BEL		Chouffe	10:55.87	10:45.59	21:41.46	1:55.03
10	326	Jolanda	Kübler	SUI		Kenai	10:47.41	10:54.94	21:42.35	1:55.92
11	319	Jana	Kakáčová	CZE		Kiliana	11:10.02	10:33.35	21:43.37	1:56.94
12	328	Petra	Vollenbruch	GER		Batman	11:03.27	10:48.37	21:51.64	2:05.21
13	322	Kirsi	Immonen	FIN		Aura	10:55.83	10:58.54	21:54.37	2:07.94
14	331	Bianca	Strey	GER		Pebbels	11:25.58	10:59.21	22:24.79	2:38.36
15	329	Maurizia	Ascani	ITA		Bacco	11:13.67	11:13.53	22:27.20	2:40.77
16	338	San	Clark	GBR		Prince	11:18.60	11:10.08	22:28.68	2:42.25
17	325	Doris	Lucaroni	SUI		Sally	11:30.83	11:48.86	23:19.69	3:33.26
18	340	Angela	Schmidt	GER		Scotty	11:59.22	12:33.92	24:33.14	4:46.71
19	339	Andrea	Schmöger	GER		Isi	13:33.38	11:22.14	24:55.52	5:09.09
20	330	Francesca	Grossi	ITA		Semper Adamas Urus Filippo	12:27.16	12:43.61	25:10.77	5:24.34
21	335	Rita	Fritschi	SUI		Maila	12:32.39	12:46.19	25:18.58	5:32.15
22	321	Tuire	Mikkonen-Kalpio	FIN		Make Me Future Vom Haus Kunterbunt	13:31.14	13:01.11	26:32.25	6:45.82
23	327	Patricia	Steur	SUI		Traczer Trax	11:53.48			
24	337	Susan	Fraser	GBR		Claire	16:40.79			

Category: 17 Bike-Jöring Master Men III / Vétérans III Hommes

Index	Number	First name	Last name	Country		Team	Round 1	Round 2	Total time	Gap
1	343	Patrick	Bosmans	BEL		Theun	9:38.30	9:35.00	19:13.30	0.00
2	341	Rinaldo	Marioli	ITA		Charlotte	9:54.70	9:42.02	19:36.72	23.42
3	346	Vito Antonio	Fiore	ITA		Uma	10:02.69	9:57.21	19:59.90	46.60
4	350	Rolf	Steinhauer	SUI		Tjara	11:18.38	11:13.01	22:31.39	3:18.09
5	345	Klaas	Ouwehand	NED		Molte	11:38.79	11:21.80	23:00.59	3:47.29
6	342	Christian	Magnant	FRA		Onyx	11:29.05	11:37.21	23:06.26	3:52.96
7	344	Willem	Aalderink	NED		Hugo	12:06.51	11:20.19	23:26.70	4:13.40
8	348	Lars-Åke	Olsson	SWE		Scott	12:10.23	11:29.60	23:39.83	4:26.53
9	349	Ralf	Metschulat	GER		Pelle	12:13.22	12:32.41	24:45.63	5:32.33




Category: 18 Bike-Jöring Juniors Men / Juniors Garçons

Index	Number	First name	Last name	Country		Team	Round 1	Round 2	Total time	Gap
1	353	Lenard	Pickel	GER		Miley	9:56.58	10:15.62	20:12.20	0.00
2	351	Matěj	Suchý	CZE		Žava	10:11.05	10:02.90	20:13.95	1.75
3	352	Nathaël	Nordmann	FRA		Tori	10:13.23	10:04.19	20:17.42	5.22

Category: 19 Bike-Jöring Juniors Women / Juniors Filles

Index	Number	First name	Last name	Country	Team	Round 1	Round 2	Total time	Gap
1	355	Barbora	Holanová	CZE 	Cassiopeia	10:17.70	10:04.37	20:22.07	0.00
2	356	Viktorie	Kvačková	CZE 	Banny	10:11.15	10:23.03	20:34.18	12.11
3	357	Tereza	Zasadilová	CZE 	Skye	10:53.02	10:36.85	21:29.87	1:07.80
4	358	Grace	Taylor	GBR 	Mouse	10:52.51	10:54.30	21:46.81	1:24.74
5	354	Elise	Despinasse	FRA 	Weapon	11:02.16	10:49.90	21:52.06	1:29.99
6	361	Tania	Mosimann	SUI 	Lola	12:35.52	12:58.43	25:33.95	5:11.88
7	360	Agnieszka	Grajczak	POL 	Manda	13:00.05	13:21.83	26:21.88	5:59.81
8	362	Boróka	Nagy	HUN 	Csitri	13:58.79	12:38.72	26:37.51	6:15.44
9	359	Maxi	Hafermalz	GER 	Pluto	10:48.85			

Category: 20 Bike-Jöring Master Women III / Vétérans III Dames

Index	Number	First name	Last name	Country	Team	Round 1	Round 2	Total time	Gap
1	363	Karin	Peeters	BEL 	Canyon	10:15.76	10:05.74	20:21.50	0.00
2	369	Veronique	Audejean	FRA 	Salto	10:28.70	10:03.95	20:32.65	11.15
3	366	Wendy	Holmes	GBR 	Melvin	10:42.66	10:33.36	21:16.02	54.52
4	375	Birgit	Kostbahn	GER 	Bello	10:56.62	11:01.51	21:58.13	1:36.63
5	368	Tina	Usherwood	GBR 	Sol	11:14.14	11:13.91	22:28.05	2:06.55
6	367	Susanne	Bojkovsky	IRL 		11:29.32	11:04.46	22:33.78	2:12.28
7	365	Eva	Valentová	CZE 	Bowie	11:23.52	11:30.76	22:54.28	2:32.78
8	370	Mona	Säfström Olsson	SWE 	Cesar	11:39.08	11:27.93	23:07.01	2:45.51
9	371	Pia	Bauer	GER 	Seven	11:52.55	11:47.88	23:40.43	3:18.93
10	374	Steffi	Stumpf	GER 	Ilana	11:53.58	11:48.53	23:42.11	3:20.61
11	364	Cinzia	Signoretti	ITA 	Kartika	12:07.82	11:57.07	24:04.89	3:43.39
12	372	Carmen	Golz	GER 	Speedee	12:29.17	12:15.60	24:44.77	4:23.27