






























ICF Pardubice - Canicross Elite - results





Category: 21 Canicross Men / Seniors Hommes										
Index	Number	First name	Last name	Country		Team	Round 1	Round 2	Total time	Gap
1	618	Ondřej	Svěchota	CZE		Fellow	9:57.30	9:42.27	19:39.57	0.00
2	613	Jerome	Henrion	FRA		Really Fast Willow	10:02.70	9:48.20	19:50.90	11.33
3	615	Szilárd	Bohon	HUN		Easy	10:04.60	9:50.76	19:55.36	15.79
4	612	Ben	Robinson	GBR		Zuma	10:23.20	9:44.68	20:07.88	28.31
5	629	Jamie	Stevenson	GBR		Shelby	10:15.00	9:57.12	20:12.12	32.55
6	628	Matheus	Oliveira	BRA		Tommy	10:14.60	10:00.37	20:14.97	35.40
7	622	Nathan	Claus	BEL		Newt	10:19.70	10:03.64	20:23.34	43.77
8	614	Jan	Bielik	CZE		Skittles	10:29.50	10:11.66	20:41.16	1:01.59
9	647	Paul	Beil	FRA		Tala Tcsp	10:34.90	10:09.12	20:44.02	1:04.45
10	625	Lukáš	Kristejn	CZE		Roxy	10:17.20	10:31.27	20:48.47	1:08.90
11	627	Vojtěch	Rozmahel	CZE		Anakin Z Býchorska	10:32.40	10:21.74	20:54.14	1:14.57
12	623	Antoine	Manche	BEL		Utah	10:42.00	10:19.33	21:01.33	1:21.76
13	624	Pierre-Yves	Winkin	BEL		Orso	10:44.90	10:20.00	21:04.90	1:25.33
14	637	Dennis	Schwarz	GER		Stig	10:34.20	10:31.01	21:05.21	1:25.64
15	621	Balázs Mihály	Szúcs	HUN		Winni	10:44.00	10:29.18	21:13.18	1:33.61
16	626	Tomáš	Pavlíček	CZE		Mája	10:56.20	10:27.75	21:23.95	1:44.38
17	649	Nicolas	Louison	FRA		Truck	11:03.20	10:22.92	21:26.12	1:46.55
18	638	Radek	Bekr	CZE		Kirk	10:54.00	10:34.50	21:28.50	1:48.93
19	635	Jacobo	Corbacho Zamis	ESP		Valor	10:58.90	10:41.49	21:40.39	2:00.82
20	645	Rowan	Saxton	GBR		Dirk	11:06.20	10:34.80	21:41.00	2:01.43
21	646	Adam	Bradburn	GBR		Arlo	11:05.10	10:44.30	21:49.40	2:09.83
22	667	Alban	Maria Moreno	FRA		R'Eyka	10:51.60	11:00.23	21:51.83	2:12.26
23	677	Oier	Sanchez	ESP		Hegan	11:05.40	10:47.68	21:53.08	2:13.51
24	666	Gauthier	Cambien	FRA		Remco	11:12.10	10:43.20	21:55.30	2:15.73
25	639	Daniel	Boucník	CZE		Dante Z Polany Kozioroga Debozsa	11:05.40	10:58.39	22:03.79	2:24.22
26	632	Christoph	Adelmann	AUT		Shanti	11:21.40	10:45.50	22:06.90	2:27.33
27	642	Adam	Prášek	CZE		Floyd	11:04.60	11:03.93	22:08.53	2:28.96
28	620	Ralph	Uenk	NED		Timber	11:25.30	10:46.13	22:11.43	2:31.86
29	641	Jiří	Mentus	CZE		Fleck	11:19.60	10:56.68	22:16.28	2:36.71

Index	Number	First name	Last name	Country		Team	Round 1	Round 2	Total time	Gap
30	619	Valentin	Rouvier	FRA		Néo	10:20.20	12:04.37	22:24.57	2:45.00
31	633	Daniel	Rödigg	AUT		Vica	11:25.70	11:02.97	22:28.67	2:49.10
32	636	Eloy	Suarez Villar	ESP		Yak	11:37.40	11:04.08	22:41.48	3:01.91
33	652	Ivars	Sabanovs	LAT		Bono Gray Amber	11:26.70	11:20.06	22:46.76	3:07.19
34	663	Tomáš	Vápeník	CZE		Bublina	11:41.00	11:24.04	23:05.04	3:25.47
35	640	Jan	Haumer	CZE		Freyja	11:45.30	11:20.68	23:05.98	3:26.41
36	643	Henrik	Vindum Kviesgaard	DEN		Sinus	11:46.90	11:20.99	23:07.89	3:28.32
37	676	Joan	Altés Ballesteros	ESP		Django	11:49.60	11:19.01	23:08.61	3:29.04
38	656	Kevin	Golinvaux	BEL		Tessa	11:53.40	11:31.38	23:24.78	3:45.21
39	631	Endre	Hármor	HUN		Morty Smith	12:02.10	11:26.03	23:28.13	3:48.56
40	630	Niels	Havenaar	NED		Luck	12:02.00	11:36.02	23:38.02	3:58.45
41	662	Martin	Grim	CZE		Luna	12:12.20	11:37.67	23:49.87	4:10.30
42	651	Aurimas	Minsevicius	LTU		Top Dogz Indi	12:19.20	11:48.50	24:07.70	4:28.13
43	653	Norbert	Szolnoki	HUN		Igor	12:41.20	11:28.93	24:10.13	4:30.56
44	654	Johan	Andersson	SWE		Jussi	12:28.00	11:53.66	24:21.66	4:42.09
45	659	Julien	Vuillemin	BEL		Loki	12:21.30	12:03.15	24:24.45	4:44.88
46	658	Thomas	Lommel	BEL		Bunga	12:38.10	11:48.76	24:26.86	4:47.29
47	661	Johan	Clemente	BEL		Trafalgar	12:43.00	12:09.79	24:52.79	5:13.22
48	670	Jonathan Humberto	Hernandez Hinojosa	MEX		Dash	12:50.80	12:04.61	24:55.41	5:15.84
49	660	Jietse	Frieckx	BEL		Novi	12:50.80	12:07.20	24:58.00	5:18.43
50	644	Jack	Nørgaard Wiffen	DEN		Aya	13:26.70	12:26.42	25:53.12	6:13.55
51	671	Christian	Penz	AUT		Gibson	13:12.10	12:41.39	25:53.49	6:13.92
52	675	Samuel	Macias De La Montaña	ESP		Alpha	13:23.50	12:49.22	26:12.72	6:33.15
53	665	Kristian	Simeonov	BUL		Force	13:45.50	12:38.48	26:23.98	6:44.41
54	617	Andreas	Malamos	GRE		Salxas	13:39.50	13:13.54	26:53.04	7:13.47
55	672	Christoph	Denk	AUT		Jola	14:06.10	13:20.50	27:26.60	7:47.03
56	655	Florian	Haushammer	AUT		Gunner	14:12.40	13:50.87	28:03.27	8:23.70
57	673	Tomáš	Lacuška	SVK		Max	14:42.80	13:56.30	28:39.10	8:59.53
58	650	Ezra	Schouls	NED		Kane	17:15.10	16:43.37	33:58.47	14:18.90
	634	Peter	Vasold	AUT		Ares	11:53.40			

Category: 22 Canicross Women / Seniors Dames

Index	Number	First name	Last name	Country		Team	Round 1	Round 2	Total time	Gap
1	686	Lucia	Pelikanova	SVK		Akim	10:29.60	10:16.66	20:46.26	0.00
2	689	Valeria Batire	Guridi Dieguez	ESP		Azkar	10:46.50	10:26.37	21:12.87	26.61
3	693	Michaela	Jeřichová	CZE		Rico	11:07.60	10:55.23	22:02.83	1:16.57
4	683	Paulina	Twornicki	NED		Nuri	11:18.00	10:50.40	22:08.40	1:22.14
5	719	Marlène	Piraud	FRA		Helga	11:16.60	10:56.43	22:13.03	1:26.77
6	684	Julita	Łubianka	POL		Nugat	11:21.10	10:52.47	22:13.57	1:27.31
7	679	Anežka	Voříšková	CZE		Tyčka	11:23.80	10:50.73	22:14.53	1:28.27
8	680	Tamara	Beach	GBR		Enzo Ferrari	11:10.80	11:11.47	22:22.27	1:36.01
9	678	Meganne	Huguel	FRA		Hakan	11:17.80	11:09.53	22:27.33	1:41.07
10	694	Leontýna	Vápeník	CZE		Pluto	11:23.70	11:07.58	22:31.28	1:45.02
11	691	Ineke	Deriemaecker	BEL		Nixhe	11:36.80	10:54.63	22:31.43	1:45.17
12	682	Sarah	Gillam	GBR		Sonic	11:20.60	11:14.14	22:34.74	1:48.48
13	692	Markéta	Myslivcová	CZE		Oreo	11:33.90	11:06.92	22:40.82	1:54.56
14	714	Chloe	Connell	GBR		Buzz	11:36.70	11:06.54	22:43.24	1:56.98
15	718	Claire	Maloisel	FRA		Esp V Akci'S Jackpot	11:52.60	11:03.51	22:56.11	2:09.85
16	688	Julia	Salvado Diéguez	ESP		Ryder	11:58.10	11:17.18	23:15.28	2:29.02
17	707	Šárka	Neudertová	CZE		Eibby	12:05.80	11:43.38	23:49.18	3:02.92
18	708	Diana	Rugovacová	CZE		Raymond	12:14.20	11:40.34	23:54.54	3:08.28
19	715	Jen	Davies	GBR		Freyja	12:12.10	11:52.26	24:04.36	3:18.10
20	717	Caroline	Amancio	FRA		Kiara	12:28.60	11:56.35	24:24.95	3:38.69
21	735	Caroline	Alliance	BEL		Sinha	12:38.50	11:48.36	24:26.86	3:40.60
22	746	Rachael	Hutson-Lumb	GBR		Zia	12:44.50	12:11.65	24:56.15	4:09.89
23	723	Giulia	Pedretti	ITA		Ares	12:55.50	12:01.49	24:56.99	4:10.73
24	716	Georgina	Lambert	GBR		Bizzy	13:10.90	11:50.11	25:01.01	4:14.75
25	699	Agata	Obidowicz	POL		Steve	12:53.90	12:13.04	25:06.94	4:20.68
26	737	Clémence	Bartholomé	BEL		Kozak	13:40.60	11:56.08	25:36.68	4:50.42
27	695	Jonna	Lipponen	FIN		Lucy	12:55.00	12:44.88	25:39.88	4:53.62
28	700	Elisabeth	Trunkenpolz	AUT		Pagani	13:09.90	12:46.35	25:56.25	5:09.99
29	709	Sara	Rehn	DEN		Isaac	13:10.20	12:46.40	25:56.60	5:10.34
30	748	Dora	Avarkeszi	HUN		Cyan	13:28.20	12:32.77	26:00.97	5:14.71
31	706	Markéta	Cabajová	CZE		Valkýra	12:48.40	13:14.62	26:03.02	5:16.76
32	710	Camilla	Lennert Guldbæk	DEN		Eros Wom Wohld	13:34.30	12:31.97	26:06.27	5:20.01
33	711	Julia	Goertz	DEN		Håkon	13:36.20	12:47.83	26:24.03	5:37.77

Index	Number	First name	Last name	Country		Team	Round 1	Round 2	Total time	Gap
34	733	Amandine	Mercier	BEL		Ohana	13:46.20	13:00.08	26:46.28	6:00.02
35	736	Natasja	Versavel	BEL		Zoran	14:02.30	12:52.13	26:54.43	6:08.17
36	724	Anna	Kis-Tóth	HUN		Papouch	14:04.60	12:53.65	26:58.25	6:11.99
37	730	Agnieszka	Bodych	POL		Ciro	14:28.30	12:43.19	27:11.49	6:25.23
38	713	Ellen	Jakobsen	DEN		Flydøgs Thunderbald	13:49.00	13:26.99	27:15.99	6:29.73
39	739	Anna-Marie	Cylková	CZE		Niké Rubín Tajemství Karpat	13:02.90	14:16.17	27:19.07	6:32.81
40	721	Floor	Rouers	NED		Tess	14:08.50	13:17.52	27:26.02	6:39.76
41	752	Karolin	Frank	GER		Ole	13:41.00	14:01.51	27:42.51	6:56.25
42	726	Anne	Amann	GER		Mary	14:12.60	13:37.82	27:50.42	7:04.16
43	698	Alina	Matkowska	POL		Roko	14:25.90	13:25.07	27:50.97	7:04.71
44	712	Rikke	Munk Andersen	DEN		Kuno	13:36.10	14:23.89	27:59.99	7:13.73
45	696	Linda	Hulsbeek-Uenk	NED		Djack	14:38.00	13:30.64	28:08.64	7:22.38
46	738	Elodie	Van Brabant	BEL		Arya	14:20.90	13:50.14	28:11.04	7:24.78
47	729	Aleksandra	Górny	POL		Wentyl	14:37.10	13:57.22	28:34.32	7:48.06
48	734	Charline	Blanchet	BEL		Delta	14:21.00	14:17.97	28:38.97	7:52.71
49	750	Ingrid	Garcia Perez	MEX		Rocket	14:44.50	13:59.01	28:43.51	7:57.25
50	754	Jadwiga	Brejnakowska	POL		Dolly	14:45.00	14:03.19	28:48.19	8:01.93
51	759	Zuzana	Kukurova	SVK		Aicha Od Rokov	14:33.00	14:16.13	28:49.13	8:02.87
52	753	Mercedes	Elendt	GER		Neon	13:55.80	14:56.21	28:52.01	8:05.75
53	725	Fruzsina Kinga	Kószol	HUN		Nesquick	15:04.10	13:55.65	28:59.75	8:13.49
54	749	Fanni	Gál	HUN		Arthur	14:59.40	14:23.61	29:23.01	8:36.75
55	744	Jeanette	Lambertsen	DEN		Timon	15:36.80	14:17.91	29:54.71	9:08.45
56	740	Angelina	Konzova	BUL		Vuk Or Vitosha	15:29.00	14:40.05	30:09.05	9:22.79
57	756	Annika	Waschak	AUT		Finn	15:29.80	14:43.90	30:13.70	9:27.44
58	722	Lieke	De Kort	NED		Marlo	15:23.40	14:51.11	30:14.51	9:28.25
59	731	Sonja	Rödig	AUT		Mia	15:25.00	14:53.98	30:18.98	9:32.72
60	705	Estefanía	Famá	ARG		Trigo	15:32.40	15:08.03	30:40.43	9:54.17
61	728	Natalia Julia	Kruszewska	POL		Carbon	16:08.50	15:30.73	31:39.23	10:52.97
62	745	Pernille	Krümmel Longhi	DEN		Bella	16:08.20	15:47.58	31:55.78	11:09.52
63	720	Dyanne	Haandrikman	NED		Norah	17:05.70	15:30.77	32:36.47	11:50.21
64	743	Isabella	Andersen	DEN		Lady	16:26.60	16:20.49	32:47.09	12:00.83
65	742	Miryana	Dakovska	BUL		Karita	17:01.80	16:23.63	33:25.43	12:39.17

Index	Number	First name	Last name	Country		Team	Round 1	Round 2	Total time	Gap
66	758	Julia	Werderitsch	AUT		Ella	17:34.20	16:55.53	34:29.73	13:43.47
67	755	Karolina	Ikic	AUT		Savannah	18:40.20	17:02.36	35:42.56	14:56.30
68	757	Jaqueline	Vlcek	AUT		Tony	18:52.90	17:18.09	36:10.99	15:24.73
	751	Annelie	Habermann	GER		Winnetou	12:19.50			