
























# ICF Pardubice - Scooter Elite - results

Category: 01 Scooter Men / Seniors Hommes										
Index	Number	First name	Last name	Country		Team	Round 1	Round 2	Total time	Gap
1	105	Vančura	Václav	CZE		Black Panther	9:48.68	9:52.22	19:40.90	0.00
2	109	Szűcs	Géza	HUN		Pixel	10:13.40	10:11.93	20:25.33	44.43
3	102	Rybar	Filip	SVK		Tuli	10:21.00	10:18.74	20:39.74	58.84
4	117	Bravo	Tomas	ITA		Ares	10:24.54	10:23.96	20:48.50	1:07.60
5	124	Rönnerberg	Ulf	SWE		Rio	10:26.51	10:25.88	20:52.39	1:11.49
6	111	Zubiaurre Santos	Edorta	ESP		Rio	10:25.48	10:34.45	20:59.93	1:19.03
7	110	Kosmowski	Błażej	POL		Rubin	10:28.78	10:35.82	21:04.60	1:23.70
8	112	Gyselincx	Stijn	BEL		Balder	10:30.46	10:36.32	21:06.78	1:25.88
9	107	Presles	Tony	FRA		Oslo	10:35.32	10:33.93	21:09.25	1:28.35
10	118	Adamko	Mário	SVK		Army	10:34.62	10:43.60	21:18.22	1:37.32
11	123	Oslanec	Lubomir	SVK		Viper	10:37.99	10:47.66	21:25.65	1:44.75
12	106	Niemi	Pekka	FIN		Cela	10:33.72	11:01.48	21:35.20	1:54.30
13	113	Stanner	Lukáš	CZE		Chuck	10:38.47	11:07.73	21:46.20	2:05.30
14	115	Mercery	Benjamin	FRA		Tsar Turlutte Tut Tut	10:51.78	10:56.68	21:48.46	2:07.56
15	119	Escribano Guerra	Sergio	ESP		Nymeria	11:01.61	11:05.77	22:07.38	2:26.48
16	116	Rustici	Gabriele	ITA		Kilian	11:02.07	11:07.92	22:09.99	2:29.09
17	121	Hrůza	Vojtěch	CZE		Fuska	11:08.21	11:28.96	22:37.17	2:56.27
18	108	Weijermans	Kevin	NED		Drogo	11:27.68	11:33.84	23:01.52	3:20.62
19	126	Lemaitre	Florent	FRA		Réglisse	11:40.75	11:41.05	23:21.80	3:40.90
20	125	Smith	Craig	GBR		Kenny	12:39.50	12:58.66	25:38.16	5:57.26
21	103	Biegański	Krzysztof	POL		Śliwka	0.00			
22	114	Ženíšek	Michal	CZE		Tramín	0.00			
23	120	Müller	Fabian	SUI		Farm Junior	0.00			
24	122	Hasse	Alexander	GER		Bobby	0.00			
25	104	Drabik	Andrej	SVK		Gizmo	10:33.82			

## Category: 02 Scooter Women / Seniors Dames

Index	Number	First name	Last name	Country		Team	Round 1	Round 2	Total time	Gap
1	137	Prins	Jule	GER		Wilde	9:58.99	10:01.77	20:00.76	0.00
2	130	Łubianka	Julita	POL		Spinner	9:59.38	10:08.27	20:07.65	6.89
3	143	Pisčeková	Simona	CZE		Pídalka	10:11.74	10:12.44	20:24.18	23.42
4	135	Pająk	Zuzanna	POL		Cirilla	10:10.85	10:14.44	20:25.29	24.53
5	163	Habermann	Annelie	GER		Ribana	10:13.63	10:18.76	20:32.39	31.63
6	136	Kotlińska	Edyta	POL		Pagani	10:26.03	10:12.37	20:38.40	37.64
7	129	Ulčová	Karolína	CZE		Kom	10:28.41	10:25.51	20:53.92	53.16
8	132	Pöllänen	Sara	FIN		Top Dogz Kovu	10:26.43	10:35.17	21:01.60	1:00.84
9	131	Klikarová	Žaneta	CZE		Wozzy	10:27.17	10:39.03	21:06.20	1:05.44
10	138	Hilfiker	Manuela	SUI		Knecht Ruprecht	10:30.22	10:36.01	21:06.23	1:05.47
11	179	Jančaříkova	Kristina	SVK		Venom	10:32.75	10:37.49	21:10.24	1:09.48
12	156	Ságnerová	Lucie	CZE		Indiána Jones	10:34.25	10:43.58	21:17.83	1:17.07
13	141	Boone	Lienn	BEL		Irun	10:40.88	10:37.27	21:18.15	1:17.39
14	165	Westphal	Manon-Jamila	GER		Venomgt	10:34.12	10:45.05	21:19.17	1:18.41
15	154	Kubíková	Kristýna	CZE		Maxmilián	10:34.54	10:46.86	21:21.40	1:20.64
16	139	Konvalinová	Aneta	CZE		Traccy	10:45.84	10:44.57	21:30.41	1:29.65
17	147	Koris	Edina	HUN		Bentley	10:41.34	10:49.73	21:31.07	1:30.31
18	127	Novotná	Adéla	CZE		Sparrow	10:41.47	10:52.58	21:34.05	1:33.29
19	144	Půlpánová	Viktorie	CZE		Malia	10:51.07	10:43.08	21:34.15	1:33.39
20	151	Šálová	Sabina	SVK		Timon	10:40.83	10:57.87	21:38.70	1:37.94
21	142	Kaipainen	Hanna	FIN		Viola	10:49.69	10:49.60	21:39.29	1:38.53
22	145	Lipponen	Jonna	FIN		Bella	10:54.47	10:46.71	21:41.18	1:40.42
23	155	Navrátilová	Veronika	CZE		Tsunami	10:50.96	10:56.73	21:47.69	1:46.93

Index	Number	First name	Last name	Country	Team	Round 1	Round 2	Total time	Gap
24	167	Kingfeldt	Malin	SWE 	Malva	10:55.75	11:02.05	21:57.80	1:57.04
25	133	Visser	Sanne	NED 	Odin	10:53.52	11:08.70	22:02.22	2:01.46
26	158	Šárochová	Simona	CZE 	Bruce	10:54.68	11:17.14	22:11.82	2:11.06
27	168	Nykänen	Emma	SWE 	Vauthi	11:03.60	11:09.11	22:12.71	2:11.95
28	170	Di Felice	Sarah	BEL 	Marduk	11:06.11	11:08.16	22:14.27	2:13.51
29	171	Dvořáková	Lucie	CZE 	Slamák	11:01.49	11:13.86	22:15.35	2:14.59
30	140	Schoonbaert	Kirsten	BEL 	Nafi	11:00.42	11:15.67	22:16.09	2:15.33
31	150	Imiołczyk	Wioleta	POL 	Enzo	11:33.07	10:50.08	22:23.15	2:22.39
32	153	Hozáková	Martina	CZE 	Litchi	11:05.74	11:20.34	22:26.08	2:25.32
33	169	Bollinne	Nowmie	BEL 	Kuma	11:14.42	11:14.02	22:28.44	2:27.68
34	159	Šolcová	Tereza	CZE 	Garm	11:14.06	11:17.67	22:31.73	2:30.97
35	149	Krzyżowska	Julia	POL 	Meave	11:11.92	11:23.94	22:35.86	2:35.10
36	164	Zierer	Franziska	GER 	Ole	11:05.66	11:37.69	22:43.35	2:42.59
37	157	Staňková	Eva	CZE 	Blue	11:26.87	11:30.96	22:57.83	2:57.07
38	177	Bedušová	Sarah	SVK 	Alpha	11:22.73	11:36.85	22:59.58	2:58.82
39	180	Jönsson	Mimmi	SWE 	Tor	11:21.12	11:43.80	23:04.92	3:04.16
40	160	Gattegno	Yacha	FRA 	Perfect Kick	11:28.53	11:38.18	23:06.71	3:05.95
41	166	Kotuliakova	Mariana	SVK 	Kovu	11:26.41	11:41.84	23:08.25	3:07.49
42	173	Hladká	Tereza	CZE 	Avada Kedavra	11:27.12	11:42.20	23:09.32	3:08.56
43	174	Zábranská	Kristýna	CZE 	Oreo	11:28.57	11:44.49	23:13.06	3:12.30
44	146	Van Doesum	Cynthia	NED 	Amy	11:31.11	11:44.00	23:15.11	3:14.35
45	162	Allerhut	Charlene	GER 	Nox	11:16.47	12:14.82	23:31.29	3:30.53
46	172	Fryzová	Kristina	CZE 	Eso Rimmer	11:48.84	11:57.60	23:46.44	3:45.68
47	175	Belin	Camille	FRA 	Thanos	11:51.5	12:08.7	24:00.2	3:59.5

Index	Number	First name	Last name	Country	Team	Round 1	Round 2	Total time	Gap
						8	0	8	2
48	134	Schuurman-Meeusen	Femke	NED 	Nico	12:09.05	12:12.68	24:21.73	4:20.97
49	128	Frelich	Paulina	POL 	Alvin	0.00			
50	148	Kowalczyk	Paulina	POL 	Koma	0.00			
51	161	Amich	Francesca	ITA 	Kadira Iradiddio	0.00			
52	152	Álvarez Iglesias	Laia	ESP 	Gonela	10:58.22			
53	176	Oslancova	Eva	SVK 	Nitro	11:21.74			
54	178	Hornikova	Ľubica	SVK 	Beirut	12:28.40			